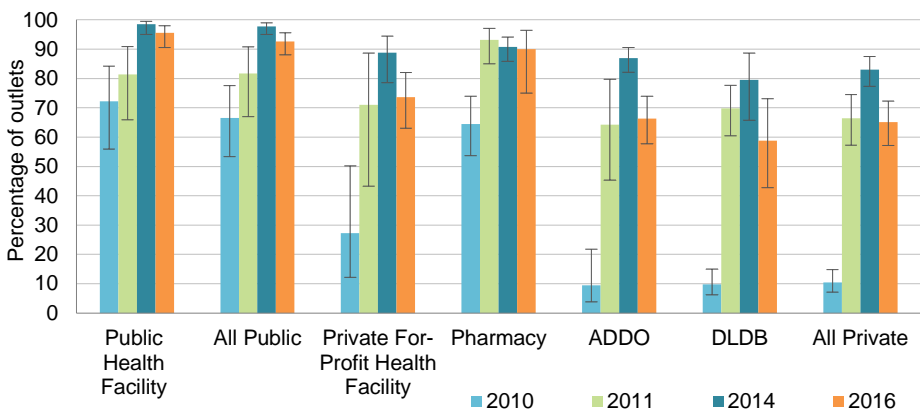




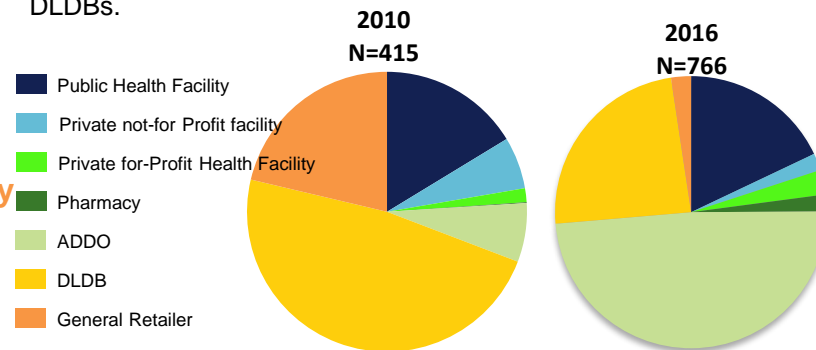
Availability** of Quality Assured (QA) QA ACT:

Availability was higher in the public sector than the private sector. Declines in QA ACT were observed in ADDOs and DLDB between 2014 and 2016.



52%
PHF*
availability
of SP
2016

Antimalarial market composition: ADDOs comprised most of the antimalarial service delivery points in 2016, replacing DLDBs.



Confirmatory testing availability, 2016:

93% Public Sector*

11% Private Sector**

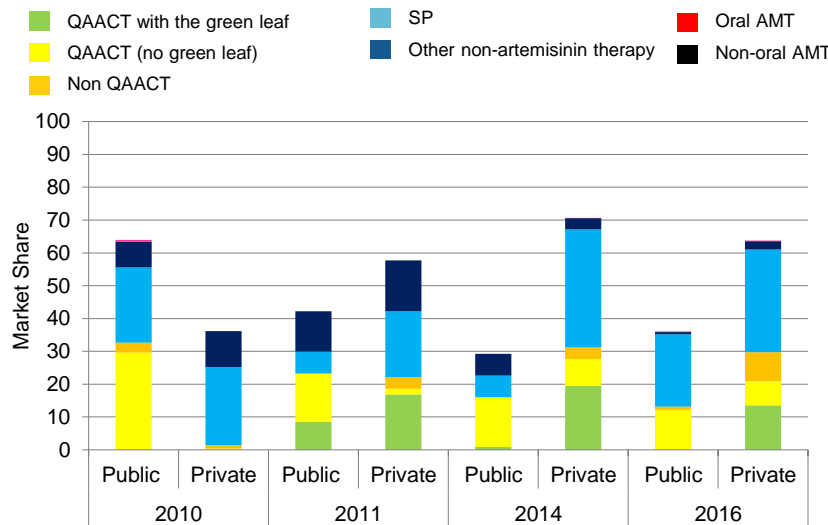


78%
of PHF*
had treatment
for
severe malaria,
2016

	QA ACT	SP
2010	\$2.46	\$0.70
2011	\$0.62	\$0.62
2014	\$0.94	\$0.70
2016	\$1.26	\$0.95

Since 2011, the price of QA ACT has doubled. In 2016, QA ACT was **1.3** times more expensive than SP.

Market share: QA ACT increased between 2010 & 2011, & was maintained in 2014. In 2016, QA ACT market share declined to 33.2%.



* among all screened outlets; ** among antimalarial-stocking outlets